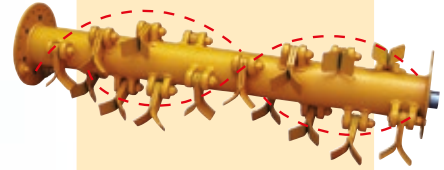


FERRI®

www.ferri-america.com

Heavy duty improvements



"OVERLAP" spiral rotor with two spiral rows.



Drop forged arm brackets and flail head linkage.



TP
FARM

Boom mowers




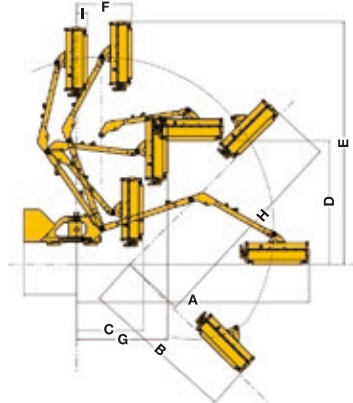





















• Agriculture • Green areas • Tractors from 60 to 90 HP

TP 51 FARM

 60 to 80 HP  15'9"

TP 61 FARM

 70 to 90 HP  19'5"

Equipment	TP	Technical specifications																														
 Floating (flail head is free to float to follow ground contours)	●	<table border="1"> <thead> <tr> <th>Mod.</th> <th>TP51</th> <th>TP61</th> </tr> </thead> <tbody> <tr> <td>Max. horizontal reach</td> <td>ft 15'9"</td> <td>19'5"</td> </tr> <tr> <td>Power Slew</td> <td>115°</td> <td>115°</td> </tr> <tr> <td>Weight</td> <td>lbs 1885</td> <td>2017</td> </tr> <tr> <td>Hydraulic oil capacity</td> <td>Gal 36</td> <td>36</td> </tr> <tr> <td>Three point linkage</td> <td>Cat. II</td> <td>II</td> </tr> <tr> <td>Pto speed</td> <td>RPM 540</td> <td>540</td> </tr> </tbody> </table>	Mod.	TP51	TP61	Max. horizontal reach	ft 15'9"	19'5"	Power Slew	115°	115°	Weight	lbs 1885	2017	Hydraulic oil capacity	Gal 36	36	Three point linkage	Cat. II	II	Pto speed	RPM 540	540									
Mod.	TP51	TP61																														
Max. horizontal reach	ft 15'9"	19'5"																														
Power Slew	115°	115°																														
Weight	lbs 1885	2017																														
Hydraulic oil capacity	Gal 36	36																														
Three point linkage	Cat. II	II																														
Pto speed	RPM 540	540																														
 Lift float (via accumulator)	●																															
 "OVERLAP" spiral rotor with two spiral rows	●	<p>Working positions</p>  <table border="1"> <thead> <tr> <th></th> <th>TP51</th> <th>TP61</th> </tr> </thead> <tbody> <tr> <td>A ft.</td> <td>15'9"</td> <td>19'5"</td> </tr> <tr> <td>B ft.</td> <td>10'7"</td> <td>14'2"</td> </tr> <tr> <td>C ft.</td> <td>4'6"</td> <td>4'7"</td> </tr> <tr> <td>D ft.</td> <td>8'5"</td> <td>10'10"</td> </tr> <tr> <td>E ft.</td> <td>16'6"</td> <td>20'2"</td> </tr> <tr> <td>F ft.</td> <td>3'9"</td> <td>3'9"</td> </tr> <tr> <td>G ft.</td> <td>6'2"</td> <td>7'1"</td> </tr> <tr> <td>H ft.</td> <td>14'5"</td> <td>18'0"</td> </tr> <tr> <td>I ft.</td> <td>0'8"</td> <td>0'5"</td> </tr> </tbody> </table>		TP51	TP61	A ft.	15'9"	19'5"	B ft.	10'7"	14'2"	C ft.	4'6"	4'7"	D ft.	8'5"	10'10"	E ft.	16'6"	20'2"	F ft.	3'9"	3'9"	G ft.	6'2"	7'1"	H ft.	14'5"	18'0"	I ft.	0'8"	0'5"
	TP51	TP61																														
A ft.	15'9"	19'5"																														
B ft.	10'7"	14'2"																														
C ft.	4'6"	4'7"																														
D ft.	8'5"	10'10"																														
E ft.	16'6"	20'2"																														
F ft.	3'9"	3'9"																														
G ft.	6'2"	7'1"																														
H ft.	14'5"	18'0"																														
I ft.	0'8"	0'5"																														
 115° Power Slew	●																															
 "DELTA FRAME BOX" giving counterbalance weight distribution	●																															
 Oil cooler with thermostat	●																															
 Cable controls	●																															
 Reversible rotor	●																															
Cast iron pump and motor group 3	●																															
Totally independent hydraulic system	●																															
Direct drive	●																															
Front and rear rubber guard	●																															
	● Standard □ Optional																															
<p>Tractors (recommended features)</p> <table border="1"> <thead> <tr> <th>HP Tractor</th> <th>60</th> <th>70</th> <th>80</th> <th>90</th> <th>Min. weight lbs</th> <th>Min. width ft</th> </tr> </thead> <tbody> <tr> <td>TP 51</td> <td colspan="4">[Bar]</td> <td>6614</td> <td>6'7"</td> </tr> <tr> <td>TP 61</td> <td colspan="4">[Bar]</td> <td>7050</td> <td>7'3"</td> </tr> </tbody> </table>			HP Tractor	60	70	80	90	Min. weight lbs	Min. width ft	TP 51	[Bar]				6614	6'7"	TP 61	[Bar]				7050	7'3"									
HP Tractor	60	70	80	90	Min. weight lbs	Min. width ft																										
TP 51	[Bar]				6614	6'7"																										
TP 61	[Bar]				7050	7'3"																										
<p>Flail heads</p>  <p>TI 120 Direct drive</p> <p>Technical specifications of flail head</p> <table border="1"> <thead> <tr> <th></th> <th>TI 120</th> </tr> </thead> <tbody> <tr> <td>Width of cut</td> <td>in. 47</td> </tr> <tr> <td>Rotor speed</td> <td>RPM 3100</td> </tr> <tr> <td>Flail head angle</td> <td>190°</td> </tr> <tr> <td>Power available to rotor</td> <td>HP 35</td> </tr> <tr> <td>Hydraulic motor</td> <td>HP max 45</td> </tr> </tbody> </table>				TI 120	Width of cut	in. 47	Rotor speed	RPM 3100	Flail head angle	190°	Power available to rotor	HP 35	Hydraulic motor	HP max 45																		
	TI 120																															
Width of cut	in. 47																															
Rotor speed	RPM 3100																															
Flail head angle	190°																															
Power available to rotor	HP 35																															
Hydraulic motor	HP max 45																															
<p>Accessories</p> <table border="1"> <tbody> <tr> <td>  <p>CS 150 Cutter bar max cut 1/2" Width of cut 59"</p> </td> <td>  <p>TR13 - TR22 Cutter bar - max cut 3 1/4" Width of cut: 51" (TR13) 87" (TR22)</p> </td> <td>  <p>FF45 - FF60 Ditch cleaners Width 18" & 24"</p> </td> </tr> </tbody> </table>			 <p>CS 150 Cutter bar max cut 1/2" Width of cut 59"</p>	 <p>TR13 - TR22 Cutter bar - max cut 3 1/4" Width of cut: 51" (TR13) 87" (TR22)</p>	 <p>FF45 - FF60 Ditch cleaners Width 18" & 24"</p>																											
 <p>CS 150 Cutter bar max cut 1/2" Width of cut 59"</p>	 <p>TR13 - TR22 Cutter bar - max cut 3 1/4" Width of cut: 51" (TR13) 87" (TR22)</p>	 <p>FF45 - FF60 Ditch cleaners Width 18" & 24"</p>																														
<p>Blades interchangeable on same motor</p> <table border="1"> <tbody> <tr> <td>  <p>No. 44 Multi-use blades: grass, shrubs, bushes, sticks, wood. max cut 1 1/4"</p> </td> <td>  <p>No. 22 "T" hammer blades for wood max cut 1 3/4"</p> </td> </tr> </tbody> </table>			 <p>No. 44 Multi-use blades: grass, shrubs, bushes, sticks, wood. max cut 1 1/4"</p>	 <p>No. 22 "T" hammer blades for wood max cut 1 3/4"</p>																												
 <p>No. 44 Multi-use blades: grass, shrubs, bushes, sticks, wood. max cut 1 1/4"</p>	 <p>No. 22 "T" hammer blades for wood max cut 1 3/4"</p>																															