


FERRI®

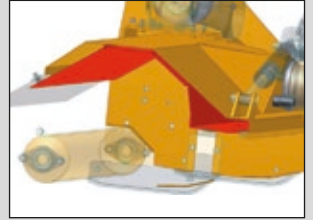
www.ferri-america.com



Hydraulic block valve for transport with automatic activation (no chains or holders).



Hydraulic block tap for transport with manual activation (no chains or holders).



Inner lining for a complete protection of the frame.












ZLE

Extra Reach

Offset in-line slope mowers

• Agriculture • Green areas • Tractors from 50 to 100 HP

ZLE 1600		50 to 100 HP		5' 3"		9' 2"
ZLE 1800		60 to 100 HP		5' 11"		9' 10"
ZLE 2000		70 to 100 HP		6' 7"		10' 6"



Offset in-line slope mowers


• Agriculture • Green areas • Tractors from 50 to 100 HP



Strong points



Gearbox unit outside the transmission cover (more-side sliding).




Mechanical breakaway (protection in case of obstacles).



Floating frame following the ground contours.



Rotation joint on self lubricating bushing.

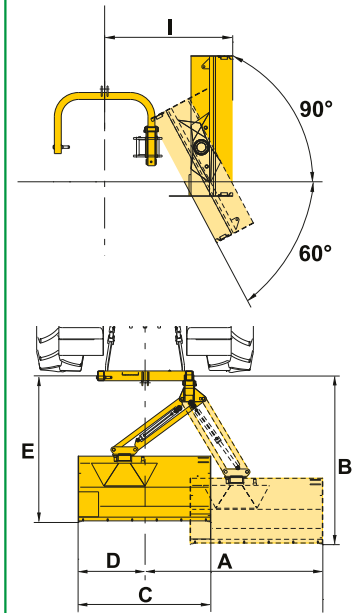


"Overlap" spiral rotor with two spiral rows, reinforced with 1/2" section for either hammer blades and multiuse flails.





Cable controls with floating head (optional).

Work position



	ZLE 1600	ZLE 1800	ZLE 2000
A ft.	9' 2"	9' 10"	10' 6"
B ft.	6' 4"	6' 4"	6' 4"
C ft.	5' 3"	5' 11"	6' 7"
D ft.	0' 6"	0' 6"	0' 6"
E ft.	5' 11"	5' 11"	5' 11"
I ft.	5' 6"	5' 6"	5' 6"

Equipment	MOD.	ZLE 1600	ZLE 1800	ZLE 2000
Cutting	ft	5' 3"	5' 10"	6' 6"
Power take-off	rpm	540	540	540
Belts	No.	3	3	4
Tractor required power	HP	50 / 100	60 / 100	70 / 100
Rotor speed	rpm	2250	2250	2250
Blade tip speed	ft/sec	174	174	174
Weight (without PTO shaft 52,516 lbs)	lbs	1466	1532	1598
Three point linkage	Cat.	II	II	II
Minimum tractor weight	lbs	5291	5732	6173
Tractors minimum width	ft	5' 10"	6' 6"	7' 2"
 Multiuse blades for grass, shrubs, bushes max cut 1 1/4"	No.	48	54	60
 Hammer blades for wood, twigs, grass max cut 1 3/4"	No.	16	18	20



FERRI srl
Via Govoni, 30
44034 Tamara (FE) Italy
Tel. +39 0532 866866
Fax +39 0532 866851
info@ferrisrl.it - www.ferrisrl.it



North America Sales and Marketing Manager / FERRI
Ronald E. Roglis - Glenarm, Illinois 62536
Cell (314) 422-9460 - Fax (217) 483-4123
ron.roglis@gmail.com

Parts Stock / FERRI:
J.S. Woodhouse Co., Inc. - 1314 Union Street
P.O. Box 1169 - West Springfield, Ma. 01090 U.S.A.
tel. 413-736-5462 - fax 413-732-3786
info@jswoodhouse.com